

# 36Z-Meter Truck-Mounted Concrete Boom Pump



- **117 ft Vertical Reach**
- **Lightweight Design**
- **Versatile 4-Section Multi-Z Boom Design**
- **Compact Outrigger Spread**
- **Very Quick and Easy Setup**
- **Free Flow Hydraulics**

**Boom** The Putzmeister 36Z-Meter truck-mounted concrete boom pump is the only 4-section, 117 ft Multi-Z boom on the market today with X-style outriggers. This unique combination allows for setup on the most restrictive job sites. Plus, the Putzmeister 36Z features a short overall length of less than 37 ft (11.3m) for convenient road travel.

**Delivery Line** The boom is equipped with a 5 in delivery line mounted in easy lift-out brackets for simple delivery line replacement. Standardized elbows and straight pipe sections are used for common component availability and easy replacement.

**Pedestal** The unique pedestal design of the Putzmeister 36Z absorbs all forces as outriggers and boom are within one structural element. This design results in less twist, reduced forces transferred to the truck frame, a small outrigger footprint, low overall weight and quick setup. The boom pedestal includes a rack and pinion slewing system for reduced maintenance costs and access openings to simplify changing the turret pipe. It also incorporates a hydraulic oil tank for improved weight distribution, as well as, tool boxes for convenience. Triple suction filters with indicator gauges are located in the pedestal for easy access, and a condensation trap is found in the tank to collect water. Two spacious 13 ft (4m) long decks allow convenient storage of pipe and hoses.

**Outriggers** The fully hydraulic outriggers with integral cylinders are only 20 ft 10 in (6.35m) in width (front) and 22 ft 9 in (6.93m) in width (rear), allowing operation on congested job sites. Front outriggers diagonally telescope while rear ones swing out with Putzmeister's unique "X" brace outrigger design. Wooden outrigger pads (4) with two side compartments are included with each unit.

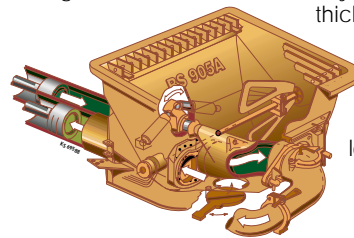
**Radio Remote Controls** Fully proportional HBC radio remote controls are standard for smooth and precise positioning of the boom. Additionally, the unit comes with a backup cable remote box with 130 ft (40m) cable for all boom and pump functions.

**Clean Out** A 406 psi (28 bar) hydraulically-driven water pump with a 185 gallon (700L) water tank make clean out easy.

**Concrete Pump** With the same setup, only Putzmeister has the technology to offer both 210 yd<sup>3</sup>/hr output and provide 1233 psi concrete pressure (on the rod side).\* With competitive designs, you have to decide if you want either high pressure or high volume. Key features include a free flow hydraulic system for smooth controllable pumping, as well as, hard-chromed concrete cylinders and automatic lubrication of the concrete pistons for long service life. This pump has a fully adjustable volume control which allows very slow pumping while retaining full concrete pressure and boom speed.

\*Refers to .16H pump. Dependent on the application, the .12L pump (with long stroke cylinders) can handle the job - rated at 142 yd<sup>3</sup>/hr and 1015 psi concrete pressure (on the rod side). Also available is the .20H pump with 260 yd<sup>3</sup>/hr output and 1233 psi - piston side.

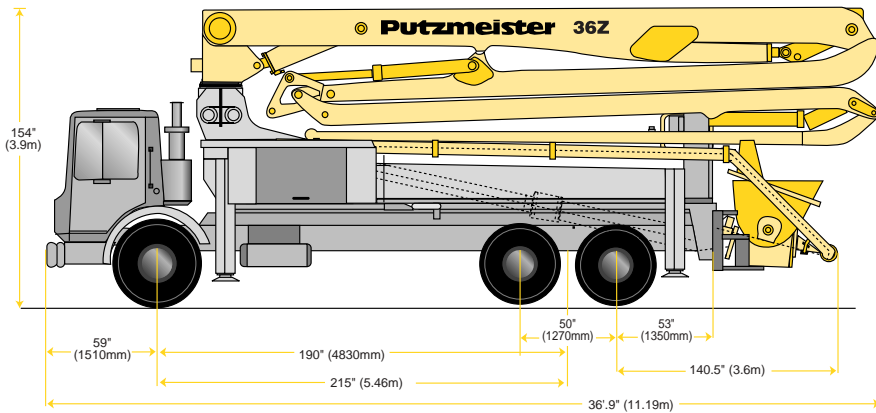
**S-Valve** Ideal for high pressure applications, our hard faced S-Valve with gradual 8 in to 7 in (200 to 180mm) reduction is designed to handle extremely harsh concrete mixes. A thick-walled valve construction, exclusive Putzmeister hard-chromed concrete cylinders and multi-piece piston cup design provide longer lasting wear overall.



**Hopper** With a large 19.4 cu ft (550L) capacity, this **EZ Clean Out RS 905A** hopper features a remixer, vibrator and splash guards as standard. A low 51 in (1300mm) hopper height allows easy discharging from a mixer truck.

# Specifications

## 36Z-Meter Concrete Pump



### Truck-Mounted Specifications

Based on Model MACK MR 688S  
with .16H pump cell

Length	36'9"	(11.19m)
Width	8'2"	(2.50m)
Height	12'10"	(3.92m)
Wheelbase	215"	(5460mm)
Front axle weight	19,700 lbs	(8,936kg)
Rear axle weight	34,700 lbs	(15,740kg)
Approx total weight	54,400 lbs	(24,676kg)

Weights are approximate and include pump, boom, truck, full hydraulic oil, driver and some fuel. Varies with options selected.

Dimensions will vary with different truck makes, models and specifications.

### Boom Specifications • Multi-Z Design

#### Height & Reach

Vertical reach	116'8"	(35.55m)
Horizontal reach	104'	(31.70m)
Reach from front of truck*	96'3"	(29.34m)
Reach depth	74'8"	(22.75m)
Unfolding height	28'8"	(8.74m)

#### 4-Section Boom

1st section articulation	103°
2nd section articulation	180°
3rd section articulation	246°
4th section articulation	234°
1st section length	28'8" (8.74m)
2nd section length	25'3" (7.70m)
3rd section length	25'4" (7.71m)
4th section length	24'9" (7.54m)

#### General Specs

Pipeline size (ID) metric ends	5"	(125mm)
with couplings	5.5"	(140mm)
Rotation	365°	
End hose-length (heavy duty)	10'	(3m)
End hose-diameter	5"	(125mm)
Outrigger spread L-R-front telescopic diagonal	20'10"	(6.35m)
Outrigger spread L-R-rear swing-out	22'9"	(6.93m)

### Pump Specifications

**36Z.12L      36Z.16H**

#### .20H pump also available

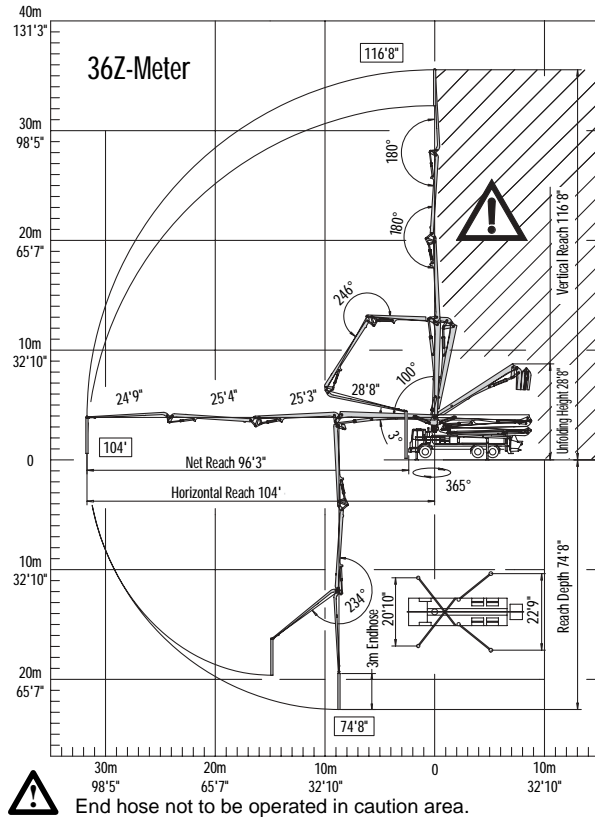
Output- rod side	142 yd <sup>3</sup> /hr (109 m <sup>3</sup> /hr)	210 yd <sup>3</sup> /hr (160m <sup>3</sup> /hr)
piston side	85 yd <sup>3</sup> /hr (65 m <sup>3</sup> /hr)	146 yd <sup>3</sup> /hr (112m <sup>3</sup> /hr)
Pressure- rod side	1015 psi (70 bar)	1233 psi (85 bar)
piston side	1624 psi* (112 bar)*	1885 psi* (130 bar)*
Concrete cylinder diameter	9" (230mm)	9" (230mm)
Stroke length	83" (2100mm)	83" (2100mm)
Max strokes per minute-		
rod side	21	31
piston side	13	21
Volume control	0-Full	0-Full
Vibrator	Standard	Standard
Hard chromed concrete cylinders	Standard	Standard
Hydraulic system	Free Flow	Free Flow
Hydraulic system pressure	5075 psi (350 bar)	5075 psi (350 bar)
Differential cylinder diameter	5.1" (130mm)	5.5" (140mm)
Rod diameter	3.1" (80mm)	3.1" (80mm)
Maximum size aggregate	2.5" (63mm)	2.5" (63mm)
Water Tank	185 gal (700L)	185 gal (700L)

Maximum theoretical values listed.

\* Applies to units mounted on PMA stock truck-MACK MR 688S

• Standard delivery line system rated at max line pressure of 1233 psi (85 bar)

Right to make technical amendments reserved.



End hose not to be operated in caution area.



**Putzmeister America**  
1733 90th Street  
Sturtevant  
Wisconsin 53177 USA

Telephone (262) 886-3200  
(800) 884-7210  
Facsimile (262) 884-6338  
www.putzmeister.com