

BSA SERIES

HIGH PERFORMANCE, HIGH PRESSURE TRAILER PUMPS



PUTZMEISTER'S POWERFUL BSA SERIES TRAILER PUMPS DELIVER:

- **SMOOTH AND RELIABLE PUMPING**
- **SUPERIOR DURABILITY**
- **UNBEATABLE FLEXIBILITY**
- **EXCEPTIONAL CONVENIENCE**



³ Powerful **PERFORMANCE** across multiple applications

Only Putzmeister has the technology to combine both high output and high pressure in one pump. Our extended line of BSA Series trailer pumps, from the BSA 100 Series to the BSA 14000 Series, facilitate pumping in a wide variety of applications, such as high-rise and long-distance concrete pumping, tunnel construction, sludge pumping and other specialty jobs.

BSA 100 SERIES



- Durable, global-use flatpack components.
- Long-distance pumping capabilities.

Model	BSA 100-D	BSA 120-D
Output - max	104 yd ³ /hr (80m ³ /hr)	114 yd ³ /hr (87m ³ /hr)
Pressure - max*	1363 psi (94 bar)	1537 psi (106 bar)
Drive - Deutz	197 hp (147kW)	197 hp (147kW)

BSA 2100 SERIES



- Extra muscle for difficult jobs.
- Designed for jobs extending up to 800 ft (244m).

Model	BSA 2109 H-D	BSA 2110 HP-D
Output - max	124 yd ³ /hr (95m ³ /hr)	133 yd ³ /hr (102m ³ /hr)
Pressure - max*	1320 psi (91 bar)	2176 psi (150 bar)
Drive - Deutz	268 hp (200kW)	443 hp (330kW)

BSA 14000 SERIES



- Highest pressures and outputs available today.
- Multiple cylinder sizes available to fit any job requirements.

Model	BSA 14000 HP-D 7"	BSA 14000 HP-D 8"	BSA 14000 HP-D 11"	BSA 14000 SHP-D 7"
Output - max	107 yd ³ /hr (82m ³ /hr)	133 yd ³ /hr (102m ³ /hr)	260 yd ³ /hr (200m ³ /hr)	93 yd ³ /hr (71m ³ /hr)*
Pressure - max*	3,771 psi (260 bar)	3190 psi (220 bar)	1668 psi (115 bar)	3626 psi (250 bar)
Drive - Cat	630 hp (470kW)	630 hp (470kW)	630 hp (470kW)	630 hp (470kW)

Maximum theoretical values listed. Maximum output and pressure cannot be achieved simultaneously. Special equipment configuration required to operate on the Piston side.

* Piston side operation.

Putzmeister BSA Series **ADVANTAGES**

Convenient Controls

The control panel is fully enclosed for weatherproof wear and includes an emergency stop button. The remote control, with 33 ft. (10m) of cable, features pump on/off, pump forward/reverse and stroke change. An auxiliary hydraulic connection on the pump is standard for the 2100 and 14000 Series.

Making Quick Work of Tough Mixes

Our powerful pumps handle the harshest mixes with pumpable consistencies down to a 0" slump, with a max 2.5" (63mm) aggregate size.

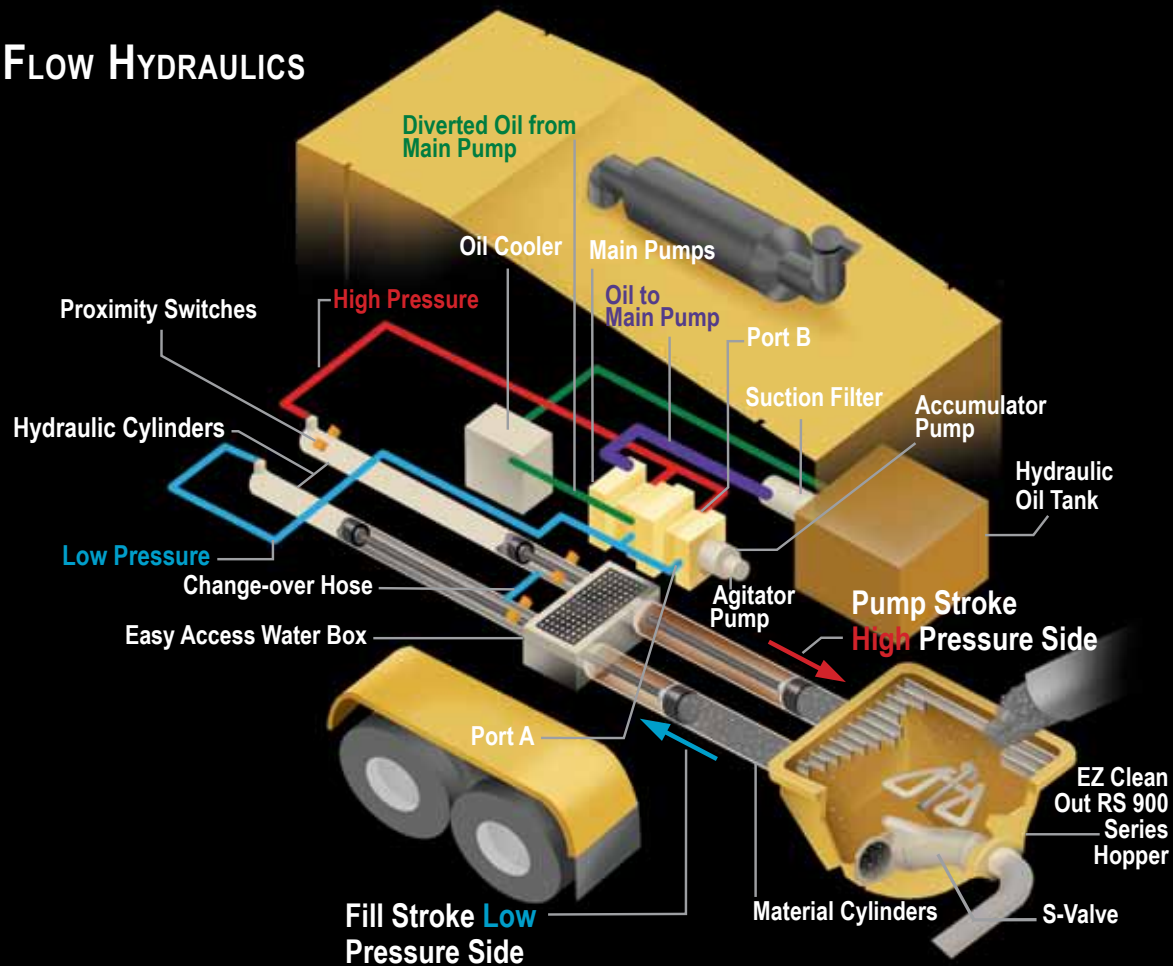
Heavy-Duty Tandem Axles

Designed for highway travel and job site use, the steel frame trailer is fully equipped with four manually-operated outriggers and a front jack stand with a support wheel on a towbar.

Rugged Delivery Cylinders

Special hard-chromed material cylinders and automatic central lubrication of the heavy-duty multi-piece piston cup assure long service life.

FREE FLOW HYDRAULICS

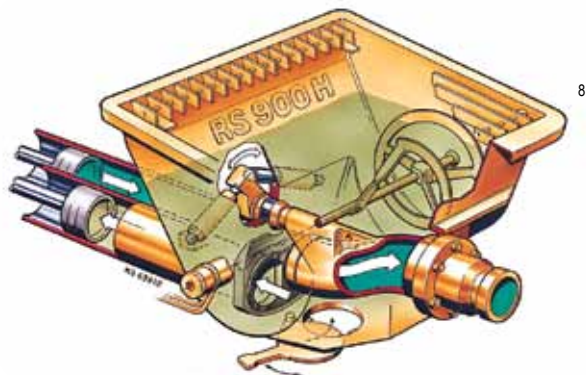


FREE FLOW HYDRAULICS in a closed loop system

Simple and reliable, Putzmeister's closed loop, free flow hydraulics (FFH) design provides a smoother, more controllable and economical approach to pumping. The pump has a fully adjustable volume control to allow very slow pumping while retaining full concrete pressure. Convenient to use and easy to service, this exclusive system is known for its performance and reliability worldwide.

BENEFITS of Free Flow Hydraulics

- Changes in material pressure in the delivery line are reduced to ensure smooth pumping and a consistent concrete flow.
- Intelligent design minimizes wear-inducing pressure peaks, increases service life and makes our pumps extremely powerful.
- Greater pump output is due to the efficient use of all available energy.
- Rapid change-over of the stroke means higher outputs, a smoother flow of concrete and less boom bounce.



8

High Pressure S-VALVE

Ideal for high pressure applications, the S-Valve features a “thick-walled” construction that maximizes the valve’s life to help reduce wear part costs. It also easily adjusts to compensate for wear. In addition, the S-Valve features:

- Hard-faced, wear-resistant alloys on the spectacle wear plate and automatic seal ring.
- Twin, single-acting hydraulic shift cylinders, mounted outside the hopper, for better protection and easy adjustments.
- Optional carbide wear parts.



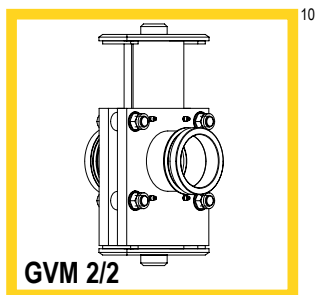
9

RS 900 and RS 905 Hopper

The RS 900 and RS 905 Hoppers offer more standard features:

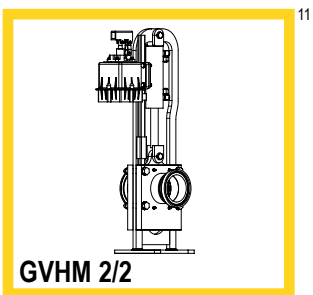
- Large capacity hopper
 - 21.2 cu ft (600L) capacity (2100 and 14000 Series)
- Wide opening for simultaneous unloading of mixer trucks
- Rubber collar (2100 and 14000 Series)
- Agitator with safety switch-off
- Vibrator
- Grate with splash guard
- Central lubrication

Note: BSA 14000 HP-D 11" features RS 907A Big Mouth hopper as standard.



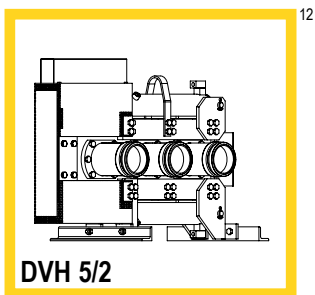
10

GVM 2/2



11

GVHM 2/2



12

DVH 5/2

GATE and DIVERSION Valves

Gate valves and hydraulic diversion valves are completely leak-proof to meet modern pipeline requirements, while hydraulic diversion valves are also ideal for use with two or more delivery lines.



13

Optional high pressure flushing water pump for easier and more effective clean-out.



14

An auxiliary hydraulic connection is included on 2100 and 14000 pumps to operate stand-alone diversion or shutoff valves.



15

Optional rod/piston change-over system is designed to be fast and easy to facilitate output or pressure, when needed.



16

Easy access to engine provides quick maintenance.

Putzmeister BSA Series **SPECIFICATIONS**

Performance	BSA 100-D	BSA 120-D	BSA 2109 H-D	BSA 2110 HP-D
Max theo output*				
rod	104 yd ³ /hr (80m ³ /hr)	114 yd ³ /hr (87m ³ /hr)	124 yd ³ /hr (95m ³ /hr)	133 yd ³ /hr (102m ³ /hr)
piston	70 yd ³ /hr (54m ³ /hr)	77 yd ³ /hr (59m ³ /hr)	75 yd ³ /hr (57m ³ /hr)	92 yd ³ /hr (70m ³ /hr)
Max theo pressure*				
rod	910 psi (63 bar)	1030 psi (71 bar)	1320 psi (91 bar)	2176 psi (150 bar)
piston	1363 psi (94 bar)	1537 psi (106 bar)	2205 psi (152 bar)	3190 psi (220 bar) ¹
Max size aggregate	2.5" (63mm)	2.5" (63mm)	2.5" (63mm)	2.5" (63mm)
Technical Information				
Material cylinders	8" x 55" (200 x 1400mm)	8" x 55" (200 x 1400mm)	8" x 83" (200 x 2100mm)	8" x 83" (200 x 2100mm)
Max strokes per minute				
rod	32	37	24	26
piston	22	25	15	18
Variable volume	0 to full	0 to full	0 to full	0 to full
S-Valve	8" to 6" (200 to 150mm)	8" to 6" (200 to 150mm)	S-2015D 8" to 6" (200 to 150mm)	S-2015D 8" to 6" (200 to 150mm)
Chromed cylinders	Standard	Standard	Standard	Standard
Hydraulic system	TK	FFH-HD	FFH-EL	FFH-EL
Hydraulic system pressure	4500 psi (310 bar)	5075 psi (350 bar)	5075 psi (350 bar)	5075 psi (350 bar)
Hydraulic cylinders	-		5.1" x 3.2" (130 x 80mm)	6.3" x 3.5" (160 x 90mm)
Hopper				
model	RS 605	RS 605	RS 900H	RS 900HF
capacity	14 cu ft (400L)	14 cu ft (400L)	21.2 cu ft (600L)	21.2 cu ft (600L)
height	52" (1321mm)	52" (1321mm)	51" (1295mm)	50" (1270mm)
Outlet diameter	6" (150mm)	6" (150mm)	6" (150mm)	6" (150mm)
Engine				
Diesel engine	Deutz TCD2012L062V	Deutz TCD2012L062V	Deutz	Deutz
Engine horsepower	197 hp (147kW)	197 hp (147kW)	268 hp (200kW)	443 hp (330kW)
Trailer				
Trailer type	Tandem axles	Tandem axles	Tandem axles	Tandem axles
Dimensions				
Length x Width	228" x 72" (5791 x 1829mm)	228" x 72" (5791 x 1829mm)	259" x 78" (6586 x 1977mm)	268" x 78" (6813 x 1977mm)
Height	94" (2387mm)	94" (2387mm)	104" (2639mm)	99" (2502mm)
Weight (approx)	9,000 lbs (4083kg)	9,000 lbs (4083kg)	13,600 lbs (6170kg)	20,000 lbs (9701kg)

Minimum slump and maximum aggregate size are dependent upon concrete mix design, site conditions and pipeline diameter.

* Specifications subject to change without prior notice. Maximum theoretical values listed above. Maximum output and pressure cannot be achieved simultaneously.

¹ Special equipment configurations required to operate on piston side.

CF = Consult Factory

	BSA 14000 HP-D 7"	BSA 14000 HP-D 8"	BSA 14000 HP-D 11"	BSA 14000 SHP-D 7"
	107 yd ³ /hr (82m ³ /hr)	133 yd ³ /hr (102m ³ /hr)	260 yd ³ /hr (200m ³ /hr)	93 yd ³ /hr (71m ³ /hr)
	71 yd ³ /hr (54m ³ /hr)	92 yd ³ /hr (70m ³ /hr)	182 yd ³ /hr (139m ³ /hr)	47 yd ³ /hr (36m ³ /hr) ¹
	2638 psi (185 bar)	2176 psi (150 bar)	1146 psi (79 bar)	3190 psi (220 bar)
	3771 psi (260 bar)	3190 psi (220 bar) ¹	1668 psi (115 bar)	3626 psi (250 bar) ¹
	2.5" (63mm)	2.5" (63mm)	2.5" (63mm)	2.5" (63mm)
	7" x 83" (180 x 2100mm)	8" x 83" (200 x 2100mm)	11" x 83" (280 x 2100mm)	7" x 83" (180 x 2100mm)
	26	26	26	22
	17	18	18	11
	0 to full	0 to full	0 to full	0 to full
	S-1812 D	S-2015D 8" to 6" (200 to 150mm)	S-2318 9" to 7" (200 to 150m)	S-1812
	Standard	Standard	Standard	Standard
	FFH-HD	FFH-HD	FFH-HD	FFH-HD
	5075 psi (350 bar)	5075 psi (350 bar)	5075 psi (350 bar)	CF
	6.3" x 3.5" (160 x 90mm)	6.3" x 3.5" (160 x 90mm)	6.3" x 3.5" (160 x 90mm)	7.9" x 5.5" (200 x 140mm)
	RS 905HF	RS 900HF	RS 907A	RS 905 SHP F
	21.2 cu ft (600L)	21.2 cu ft (600L)	21.2 cu ft (600L)	21.2 cu ft (600L)
	51" (1295mm)	51" (1295mm)	51" (1295mm)	51" (1295mm)
	5.5" (140mm)	6" (150mm)	8" (200mm)	5.5" (140mm)
	Caterpillar	Caterpillar	Caterpillar	Caterpillar
	630 hp (470kW)	630 hp (470kW)	630 hp (470kW)	630 hp (470kW)
	Tandem axles	Tandem axles	Tandem axles	Tandem axles
	264" x 77" (6708 x 1950mm)	264" x 77" (6708 x 1950mm)	264" x 77" (6708 x 1950mm)	294" x 88" (7478 x 2229mm)
	117" (2972mm)	117" (2972mm)	117" (2972mm)	118" (3005mm)
	23,800 lbs (10,800kg)	23,800 lbs (10,800kg)	23,800 lbs (10,800kg)	23,800 lbs (10,800kg)

BSA SERIES

ADVANTAGES:

- High output and high pressure in one pump
- Convenient controls
- High pressure S-Valve
- RS 900 and RS 905 Hopper
- Rugged delivery cylinders
- Heavy-duty tandem axles
- Putzmeister's exclusive free flow hydraulics
- Gate and diversion valves

Putzmeister
Customer Support

Putzmeister offers customer support 24 hours a day, every day. Our Customer Support hotline provides assistance for placing booms, boom pumps, Telebelts® and trailer pumps – as well as next-day delivery of over 20,000 in-stock parts. Product support is further enhanced by Putzmeister's worldwide subsidiaries and distributor network.

Call (800) 890-0269

Putzmeister

Putzmeister America, Inc. Telephone (262) 886-3200
1733 90th Street (800) 884-7210
Sturtevant, WI 53177 USA Facsimile (262) 884-6338
www.putzmeister.com



17 Authorized Distributor

